

# YOUR PATH TO BECOMING AN IVY TECH STUDENT






You're looking for the education and skills you need for success, and we're committed to providing them — affordably. Ivy Tech Community College offers **associate degrees**, short-term **certificates**, and **workforce certifications** in fields where workers are needed most, so you can be ready to get started in a career quickly. With **more than 70 different academic programs**, you'll be able to **find your fit** for the next step in your career.







Get started today!

READY TO MOVE AHEAD?  
**WE'RE HERE TO HELP!**

## STEP 1: ENROLLMENT CHECKLIST

- MEET**  Get started at the Enrollment Center. Meet with a team member who will be your guide through the enrollment checklist. This meeting can be in-person, over the phone or virtual and is designed to simplify the process and ensure you are supported at every step of your Ivy Tech journey! Find your local enrollment partner [on our website](#).
- APPLY**  Your first step is to apply to the college for FREE at [ivytech.edu/apply-now](https://ivytech.edu/apply-now). Next you'll want to apply for financial aid at [fafsa.gov](https://fafsa.gov) (use school code 009917). Ivy Tech has awarded \$228 million in scholarships, grants, and work-study and more than 70% of all students qualify for financial aid!
- LOG IN**  Verify your MyIvy username and set your password at [myivy.ivytech.edu](https://myivy.ivytech.edu). It's important to check your @ivytech.edu email account for important registration and financial aid updates. You'll need your Student ID (C#) to log in. Your C# will be sent to you by mail and to the email address submitted on your application.
- COURSE PLACEMENT** Make sure the classes you take are the right fit! You can complete this in any of the following ways:
  - Submit your ACT, SAT or PSAT scores, High School GPA or previous college credit and transcripts for consideration.
  - Complete the Knowledge Assessment at [myivy.ivytech.edu](https://myivy.ivytech.edu) – if you don't have any of the items listed above, don't worry! You can access and complete our FREE Knowledge Assessment tool. After you complete the assessment you will have a chance to improve your scores through your customized learning path to better prepare you for courses.
  - Decision to opt-out and start at developmental courses.

## STEP 2: REGISTRATION CHECKLIST

- MEET WITH**  Not sure what career is right for you? Ivy+ Career Link: See your Career Coach for support to start preparing for your career or if you aren't sure what program to study. [ivytech.edu/careerlink](https://ivytech.edu/careerlink)
- MEET**  After you've completed the Enrollment Checklist above, you can meet with your Academic Advisor or Enrollment Partner. They will help you decide which courses to take each semester. Together you'll develop your academic plan to help ensure your educational and career goals are met at Ivy Tech. Make an appointment at [ivytech.edu/advising](https://ivytech.edu/advising). **Note:** You must complete the Enrollment Checklist before meeting with an advisor.
- AGREE**  The Financial Responsibility Agreement (FRA) outlines your financial obligations as a student and the policies related to your enrollment. You're required to read and complete the FRA via ScheduleBuilder or IvyPay before registering for classes.
- REGISTER**  Once your enrollment steps are complete you can register with your advisor, someone from the Enrollment Team, or online at [myivy.ivytech.edu](https://myivy.ivytech.edu).
- PAYMENT**  It's important to understand your payment options and financial choices. Learn more about the Ivy+ Tuition model at [ivytech.edu/tuition](https://ivytech.edu/tuition). Confirm your FAFSA application status, set up a payment plan or pay in full at [myivy.ivytech.edu](https://myivy.ivytech.edu).
- PREPARE**  Take a tour, get your books, review your syllabus, download the MyIvy Mobile app, and sign up for MyIvy Alerts before the first day of classes.